

Mahara Training in 90 Minutes

Dr. Jingjing Lin

Center for IT-based Education

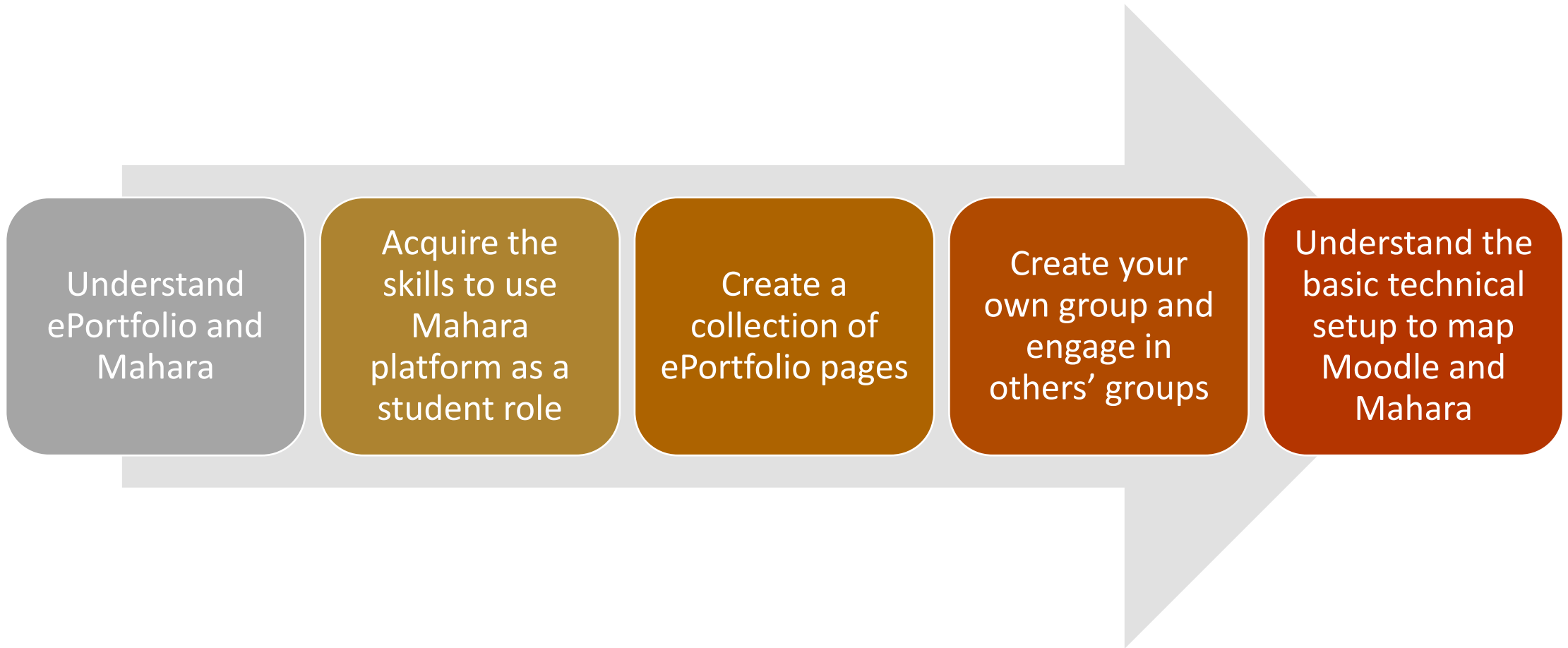
Toyohashi University of Technology



Polls

- Topic familiarity
 - Not familiar
 - Familiar
- What do you expect to learn from this workshop?
 - Basic understanding of Mahara
 - How can Mahara help for my teaching
 - How to set up Mahara
 - How to network Mahara and Moodle

Expected Outcomes



Schedule

Me	You	Duration (minute)
Opening	Account setup	05
Lesson 1: Overview of Mahara	Submit assignment: C1	10
Lesson 2: Creating - ePortfolio pages and collections	Submit assignment: C2	15
Lesson 3: Creating - Plan and record the development	Submit assignment: C3	10
Lesson 4: Engaging in Mahara - Groups	Submit assignment: C4	10
Lesson 5: Sharing with Mahara	Submit assignment: C5	10
Lesson 6: Assessment with Mahara - Mahoodle	Submit assignment: C6	15
Closure	Submit assignment: C	10
A	Q	05
TOTAL		90

Do you know?



In Māori culture, the symbol in the *mahara logo* is pikorua (single twist).
Pikorua represents an eternal bond between people and cultures.



(mahara logo)



(pikorua)

A collection of C1-C6 pages



C | Final Assignment: Mahara ePortfolio Collectio...

Expand



C1 | Mahara ePortfolio Page #1 (Lesson-level)



C2 | Mahara ePortfolio Page #2 (Lesson-level)



C3 | Mahara ePortfolio Page #3 (Lesson-level)



C4 | Mahara ePortfolio Page #4 (Lesson-level)



Dependent on C2 and C3



C5 | Mahara ePortfolio Page #5 (Lesson-level)



C6 | Mahara ePortfolio Page #6 (Lesson-level)

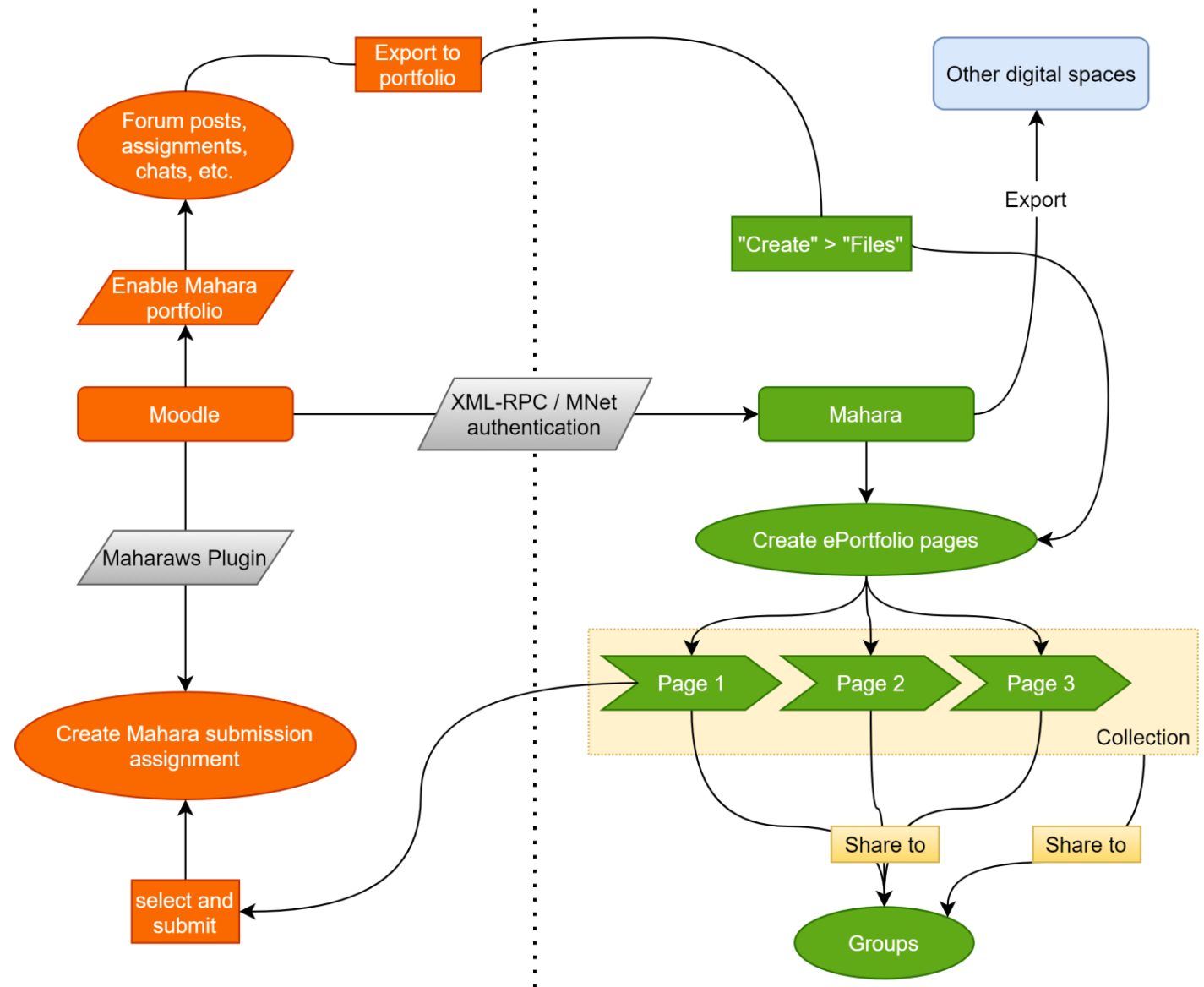


Sign up/in the course

Moodle site	Mahara site
Login to the Moodle site using Google account or Create a new account at https://researchic.com/courses/login/index.php	Inside the Moodle site, click “Network servers Home – Mahara” to visit the Mahara site
Self enrol to the course “Mahara in 90 minutes” https://researchic.com/courses/course/view.php?id=3	

Go to: [Bonfire : Mark your completion on technical setup](#)

Mapping Moodle and Mahara



C1 | Create a résumé page on Mahara

Task	Site
Change your profile photo on Moodle	ResearchIC Courses
Write a sentence about yourself on Moodle.	ResearchIC Courses
Create your résumé on Mahara.	ResearchIC Portal
Create your page " YourFullName's résumé "	ResearchIC Portal
Submit your new résumé page	ResearchIC Courses

Use the [Book resource in Moodle](#) to watch instructions on completing each task.

C2 | Create an ePortfolio page about Mahara

Task	Site
Choose a content type to build a page about Mahara. You can recycle the content provided by the course. <u>OR</u> You can use template to create a page.	ResearchIC Portal
Submit your new ePortfolio page	ResearchIC Courses

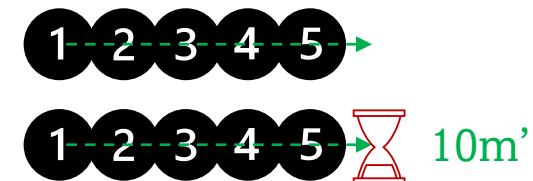
Use the Book resource and links in Moodle to watch instructions on completing each task.
Watch some examples provided.



C3 | Create your first project management page

Task	Site
Choose content type(s) to build a page which can serve as a project management page. You can use template to create a page.	ResearchIC Portal
Add plan, task, journal to your page.	ResearchIC Portal
Submit your page	ResearchIC Courses

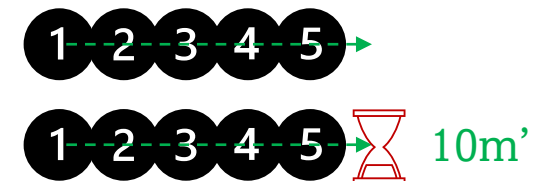
Use the Book resource and links in Moodle to watch instructions on completing each task.
Watch some examples provided.



C4 | Share your created pages to PM group

Task	Site
Submit your C2 page for assessment to a group that you are not an admin of.	ResearchIC Portal
Share with the members in your PM group your C3 page.	ResearchIC Portal
Type “ DONE ” on the assignment page	ResearchIC Courses

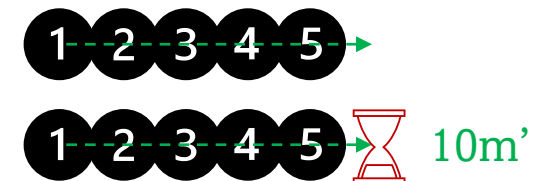
Use the Book resource and links in Moodle to watch instructions on completing each task.
Watch some examples provided.



C5 | Group activity

Task	Site
Create a new group of your own	ResearchIC Portal
Setup the space in your group by adding some content or activity.	ResearchIC Portal
Invite members to join your group.	
Create a new page " YourName's Group " to introduce this group and paste the URL of your group there.	
Submit the page " YourName's Group " on the assignment page	ResearchIC Courses

Use the Book resource and links in Moodle to watch instructions on completing each task.
Watch some examples provided.



C6 | Export content from Moodle to Mahara

Task	Site
Create some content in at least one of the following activities: <ul style="list-style-type: none">• assignment• chat• glossary	ResearchIC Courses
Export the content from Moodle to Mahara	ResearchIC Courses
Create a page “YourName's Mahoodle Page”	ResearchIC Portal
Add the exported content to the page.	ResearchIC Portal
Submit the "YourName's Mahoodle Page" as assignment.	ResearchIC Courses

Use the Book resource and links in Moodle to watch instructions on completing each task.
Watch some examples provided.



C | Create and submit a collection to Moodle

Task	Site
Create a collection of the so far created pages from previous assignment activities in the course (C1,C2,C3,C5,C6).	ResearchIC Portal
Name your collection “YourName’s Collection”	ResearchIC Portal
Submit the “YourName’s Collection” as assignment.	ResearchIC Courses

username	firstname	lastname	password
student1	Freddie	Mercury	MoodleMoot2022-
student2	James	Bond	
student3	Ken	Robinson	
student4	Mariah	Carey	
student5	JRR	Tolkien	
student6	John	Lennon	
student7	Robert	Downey	
student8	Jude	Law	
student9	Adam	Sandler	
student10	Albert	Einstein	

Temporary student accounts